
**NEW OREAL PEDALIODES BUTTERFLIES FROM ECUADOR
AND COLOMBIA (NYMPHALIDAE: SATYRINAE:
PRONOPHILINI)**

Tomasz W. Pyrcz

Zoological Museum of the Jagiellonian University, Ingardena 6, 30-060 Kraków, Polonia e-mail:
pyrcztomasz@hotmail.com, pyrcz@zuk.iz.uj.edu.pl

ABSTRACT

One new species and two new subspecies of *Altopedaliodes* Forster are described from southern Ecuador: *A. halli* n. sp., *A. perita sorda* n. ssp. and *A. zsolti citra* n. ssp. The species *Altopedaliodes kruegeri* Pyrcz is transferred to *Pedaliodes* and a new subspecies *P. k. belmira* n. ssp. is described from northern Colombian Central Cordillera. The, hitherto, unknown female of *A. kurti* Pyrcz & Vilorio is described. The generic diagnosis of *Altopedaliodes* is discussed pointing out the insufficiency of solid proof for the monophyly of this taxon. Oreal Pronophilini of the northern Andes are briefly reviewed.

KEY WORDS: aedeagus, *Altopedaliodes*, Andes, new taxa, paramo, *Punapedaliodes*, *Steromapedaliodes*, *Stipa*, taxonomy

RESUMEN

Se describen una nueva especie y dos nuevas subespecies de *Altopedaliodes* Forster del sur del Ecuador. *A. halli* n. sp., *A. perita sorda* n. ssp. y *A. zsolti citra* n. ssp. Se transfiere la especie *Altopedaliodes kruegeri* Pyrcz al género *Pedaliodes* y se describe su nueva subespecie *P. k. belmira* n. ssp. de la parte norte de la Cordillera Central de Colombia. Se describe la hembra de *A. kurti* Pyrcz & Vilorio. Se evalua el diagnóstico genérico de *Altopedaliodes* poniendo en evidencia la insuficiencia de pruebas sólidas de monofilia de este taxon. Se revisan de manera somera las especies oreales de Pronophilini del norte de los Andes

PALABRAS CLAVE: eedeagus, *Altopedaliodes*, Andes, nuevos taxones, páramo, *Punapedaliodes*, *Steromapedaliodes*, *Stipa*, taxonomía.

OREAL BIOME OF THE NORTHERN ANDES

The oréal biome of the northern Andes, roughly North of 7° South, is designated by the Spanish term - *páramo*. Many different, mainly non-forested plant communities can be found in paramo, however the most widespread are dominated by tussock grasses (SALGADO-LABOURIAU, 1980). Traditionally the paramo has been divided into three broad zones based on overall altitude and vegetation structure. From the highest elevation to the lowest, these three zones are called superparamo, grass paramo, and subparamo. The superparamo is a narrow zone of vegetation growing on rocky zones and coarse, sandy soil

below the snowline at about 4000 – 5000 metres asl. This zone is characterised by having the lowest air temperature, precipitation, and by having the highest solar radiation and night-frost frequency (VEILLON, 1989). The paramo is found at about 3200 metres asl. (Exceptionally down to 2500 metres asl. due to local edaphic conditions (PYRCZ & VILORIA, in press)) to 4400 metres asl. The vegetation of the grass paramo is composed mainly of tussock or bunch-grasslands dominated by different species of *Calamagrostis*, *Stipa* and *Festuca* Poaceae (PODBIELKOWSKI, 1987). This is the classical area of the Bromeliaceae genus *Puya* and the Asteraceae genus *Espeletia* (*frailejón*) and its relatives. The *Espeletia* group has seven genera (i.e. *Carramboa*, *Coespeletia*, *Espeletia*, *Espeletiopsis*, *Libanothamnus*, *Ruilopezia*, and *Tamania*) with ca. 80 species (SALGADO-LABOURIAU, 1980). In undisturbed paramos the stem of *Espeletia* reaches a height of several meters. They can be simple (unbranched) or branched (i.e., rosette trees). Within the *Espeletia* group we can distinguish two major kinds of life forms: polycarpic (plants that fruit more than once) and monocarpic (plants die after flowering and fruiting). There is a trend for the caulirosettae species to grow in the paramo region whereas the arborescent species tend to grow a lower elevation in the Andean forest belts or in the subparamo. The lowest zone of the paramos, called subparamo, is also the most diverse. It is a shrub dominated transition zone at 2800–3200 metres asl., exceptionally to 3500 metres asl., comprising elements from forest below and the grass paramo above. Occasionally, forest communities (composed of *Polylepis* in the Rosaceae) are also found within the grass paramo (SALGADO-LABOURIAU, 1980).

OREAL PRONOPHILINES IN THE NORTHERN ANDES

Oreal species can be defined as those, whose entire life cycle, from egg to imago, is linked with high altitude habitats above timberline. Oreal satyrines of the tribe Pronophilini (as defined by MILLER, 1968) found in the Northern Andes – North of the Huancabamba deflection in northern Peru - are very diverse, contrary to the opinion of some authors (i.e. DESCIMON, 1986 and SHAPIRO, 1991), and represent at least ten genera. Three genera - *Paramo* Adams & Bernard, *Idioneurula* Strand and *Diaphanos* Adams & Bernard (the latter two considered by VILORIA (Ph.D.) as belonging to the tribe Erebiini) - can be considered as strictly oreale (ADAMS & BERNARD, 1981; VILORIA, 1994). *I. erebioides* (C. & R. Felder) occurring in the Colombian Eastern Cordillera, and *D. huberi* Adams & Bernard, *D. curvignathos* Viloría and *D. fuscus* Viloría found in the Venezuelan Cordillera de Mérida are associated exclusively with grassland paramos dominated by *Calamagrostis* and *Stipa* Poaceae.

Other genera, such as *Altopedaliodes* Forster, *Steromapedaliodes* Forster (revised by VILORIA & PYRCZ, 2001), *Dangond* Adams & Bernard and *Redonda* Adams & Bernard are predominantly oreal nevertheless some of their representatives occur also in the subparamo and cloud forests below timberline (ADAMS & BERNARD, 1981). Three other genera, *Pedaliodes* Butler, *Lymanopoda* Westwood and *Manerebia* Staudinger are predominantly denizens of cloud forests with, however, numerous species adapted to the oreal biome (ADAMS, 1986). This particularly applies to *Lymanopoda*, a genus with approximately 10-15% species associated with paramo habitats (PYRCZ, Ph.D.). Oreal species of North Andean *Lymanopoda* are *L. huilana* Weymer, *L. vivienteni* (Apolinar), *L. mirabilis* (Staudinger), *L. nevada* Krüger and *L. paramera* Adams & Bernard. Several North Andean *Pedaliodes sensu stricto* are also strictly oreal, including *P. palpita* Adams, *P. empusa* (C. & R. Felder) and *P. guicana* Adams.

In some cases, the same species can adapt either to paramo or cloud forest depending on the locality. For example *P. kruegeri* is found in the Páramo Puracé (Colombia) in the open paramo densely covered with dwarf bamboo (PYRCZ, 1999), whereas in Papallacta (Ecuador) it flies in the forest gullies. *A. perita*, *A. zsolti* (PYRCZ & VILORIA, 1999) and *A. nebris* (ADAMS, 1986) occur alternately in the subparamo or in the lower paramo. The populations of *L. samius* (Westwood) in the Bogotá area (Cundinamarca) occur in the uppermost forest but the northern subspecies found in the El Tamá range is strictly associated with paramo grassland.

One genus, *Punapedaliodes* Forster comprising two species (*P. flavopunctata* Staudinger and *P. albomaculata* Weymer) is central Andean and occurs in the Bolivian and Peruvian puna grassland. One subspecies of the former species marginally penetrates into southernmost Ecuador.

Acronyms for consulted collections

BMNH: The Natural History Museum, London, UK

KWJH: Collection of Keith Willmott and Jason Hall, London, UK

MB: Collection of Maurizio Bollino, Lecce, Italy

MIIZ: Muzeum i Instytut Zoologii Polskiej Akademii Nauk, Warsaw, Poland

MZUJ: Muzeum Zoologiczne Uniwersytetu Jagiellońskiego, Kraków, Poland.

PUCE: Museo de Entomología, Pontificia Universidad Católica del Ecuador, Quito

PB: Collection of Pierre Boyer, Le Puy Sainte Réparate, France

TWP: Collection of Tomasz Wilhelm Pyrcz, Warsaw, Poland

DESCRIPTIONS OF NEW TAXA

Altopedaliodes halli Pyrcz, n. sp. (Figs. 10, 13)

DIAGNOSIS: Recognised from the most similar *A. zsolti zsolti* by the darker, blackish brown upperside colour, and the absence of conspicuous HWV submarginal milky white dots.

DESCRIPTION: Male (Fig. 10): Head: eyes blackish, lustrous; labial palpi medium brown covered with chocolate brown hair; antennae to two fifth the length of costa, slender, dorsally dark brown, ventrally slightly lighter, club only slightly thicker than shaft, flattened. Thorax: dorsally and ventrally black, legs brown. Abdomen: dorsally black, ventrally grey brown. Wings: FW (length: 25mm, n=3) apex blunt, outer margin slightly concave. HW oval, outer margin without undulation. FWD uniform blackish brown; androconial patch covering median one fourth, entering discal cell, slightly extending along veins, the area along 1A separate; fringes brown with whitish scales in the interspaces visible from apex to vein M3. HWD uniform blackish brown. FWV greyish brown; a faint milky white postdiscal costal streak reaching into cell M2-M3; a row of five tiny, white submarginal dots; subapical, apical and marginal area from apex to vein Cu1 dusted with magenta and milky white scales, somewhat denser in subapical area. HWV dark brown, liberally speckled with magenta and milky white scales forming a ripple-like pattern; a short, faint costal milky white streak; a row of 5-6 tiny submarginal white dots parallel to outer margin.

Male genitalia (Fig. 13): Uncus straight and moderately long, gnathos well developed, half the length of uncus, saccus deep, valvae with smooth dorsal surface and without secondary process, aedeagus slightly contorted. Genitalia are very similar to *A. perita*.

Female: Hitherto unknown.

TYPES: Holotype (male): Ecuador, prov. Loja, Podocarpus National Park, Cerro Toledo, 3000m, IX.2003, I. Aldas *leg.*, ex coll. MB, TWP. Paratypes (4 males): 3 males: same data as the holotype, MB; 1 male: Ecuador, Prov. Loja, Podocarpus National Park, Cajanuma, 2800m, 10.XI.1996, J. Hall & K. Willmott *leg.*, KWJH.

ETYMOLOGY: This species is dedicated to Jason P. W. Hall, an English entomologist known for his numerous contributions to the knowledge of Ecuadorian Lepidoptera, particularly of the family Riodinidae, who discovered this new species alongside his colleague Keith Willmott.

REMARKS: This species is placed in the genus *Altopedaliodes* on the strength of its male genitalia agreeing with the generic diagnosis (VILORIA, Ph.D.), very similar to *Altopedaliodes perita*, and the underside colour pattern, also strongly reminiscent of other south Ecuadorian *Altopedaliodes*. Its wings are not as elongate as in other species of

this genus found in southern Ecuador. *P. halli* occurs in the forest paramo ecotone in southern Ecuador. It is known so far exclusively from two localities, Cajanuma and Cerro Toledo, both situated in the Podocarpus National Park.

***Altopedaliodes perita sorda* Pyrcz, n. ssp. (Figs. 1, 2, 14)**

Pronophila perita Hewitson, 1868: pl. 37, fig. 25

Pedaliodes perita (Hewitson); Butler, 1868: 170

Altopedaliodes perita (Hewitson); Forster, 1964: 148, 149, fig. 177 (genitalia); Pyrcz & Vilorio, 1999: 121, fig. 4 (adult), 126, fig. 27 (male genitalia).

DESCRIPTION: Male (Fig. 1): Head, thorax and abdomen as in nominotypical (Fig. 3). Wings: FW length (25-27mm, mean: 25.8mm, n=7) larger than in nominotypical (23-25mm, mean: 24mm, n=14). FWD uniform blackish brown, darker than the chocolate brown of nominotypical and lacking four submarginal yellow dots. HWD uniform blackish brown. FWV surface blackish brown, darker than medium brown of nominotypical, four to five yellow dots, as on FWD. lacking the postdiscal faint irregular yellowish band apparent in nominotypical. HWV blackish brown, lighter and less patterned than nominotypical, with fainter triangular yellow postmedian and costal patches, and a more indented submarginal line than the regular, nearly parallel to outer margin one of nominotypical.

Male genitalia (Fig. 14): Valvae with a blunt tip, slightly shorter and wider than the nominotypical, otherwise similar.

Female (Fig. 2): Similar to the male but lighter patterned on FWD and HWD.

TYPES: Holotype (male): Ecuador, Prov. Zamora-Chinchipe, El Paso, carretera Loja-Zamora, 2700m, 09.XI.1996, S. Attal *leg.*, MZUJ. Allotype (female): old road Loja - Zamora, 2500m, XI-XII.1999, I. Aldas *leg.*, TWP. Paratypes (8 males and 2 females): 5 males: same data as the holotype, TWP; 1 male: same data, ex coll. P. Boyer, TWP; 1 male: same locality, 26.XI.1996, P. Boyer *leg.*, PB; 1 female: same locality, 2800m, 22.XI.1996, PB; 1 male and 1 female: Cord. Lagunillas, 3200m, IX.2003, local collectors *leg.*, MB.

ETYMOLOGY: *sorda* – rubbish, trash. This subspecies is called after “el basurero”, literally rubbish heap, which refers to a litter deposit located in its type locality.

REMARKS: Even though Hewitson (1868) did not state the exact type locality of *Pronophila perita*, the original figure is very good and shows a series of characters clearly matching the individuals inhabiting the Eastern Cordillera along the border between the provinces of Morona-Santiago and Azuay. Nominotypical subspecies is also found in the Saraguro area. *A. perita sorda* is the southern subspecies occurs in the Podocarpus National Park and the Cordillera de Lagunillas along the border of the provinces of Loja and Zamora-Chinchipe. It occurs in the lower paramo or in secondary grassland just below the

timberline at 2800 metres asl. alongside *Pedaliodes phoenicusa* (Hewitson), *Lymanopoda hazelana* Brown and *Manerebia ignilineata* Dognin. In the Cordillera de Lagunillas along the Ecuador-Peru border it is found in the same habitat as its congener *A. zsolti zsolti* Pyrcz & Viloría.

***Altopedaliodes zsolti citra* Pyrcz, n. ssp. (Figs. 5, 15)**

Altopedaliodes zsolti Pyrcz & Viloría, 1999: 120, figs. 5 (male), 26 (male genitalia)

DESCRIPTION: Male (Fig. 5): Head, thorax and abdomen as in nominotypical (Fig. 6). Wings: FW length: 23-24mm, mean: 23,4mm, n=5; fringes alternately milky white and brown. HW outer margin appears slightly undulate which is an effect of fringes' milky white scales in the interspaces. FWD grey-brown, a shade darker than medium-brown of nominotypical; a row of four minute whitish subapical dots in R5-M1 to M3-Cu1 and a larger dot in Cu1-Cu2, not apparent in nominotypical. FWV postdiscal whitish band from costa to cell M2-M3 slightly better marked than in nominotypical. HWV patterned as in nominotypical but groundcolour darker brown; a well marked whitish costal patch reaching to vein M1 and another narrow one across cell M2-M3; the area between postmedian and submarginal lines suffused with light brown and whitish scales with a row of five white dots from Rs-M1 to Cu1-Cu2; submarginal line less indented than in nominotypical.

Male genitalia (Fig. 15): Subuncus rudimentary, short tip, compared to fully developed subuncus of nominotypical; valvae similar; saccus slightly shallower; aedeagus much shorter, barely half the length of nominotypical, the length of valvae.

Female: Hitherto unknown.

TYPES: Holotype (male): Ecuador, Prov. Morona-Santiago, carretera Sigsig – Chiguinda, Granadillas, 3000-3200m, XI.1997, I. Aldas leg., MZUJ. Paratypes (9 males): 3 males: same locality, 03.XII.1996, P. Boyer leg., TWP; 2 males: Prov. Azuay, carretera Gualaceo – Limón, La Virgen, 3300-3350, 08.II.2002, T. Pyrcz leg. TWP; 3 males: via Las Antenas, paso entre Sigsig y Chiguinda, 3500m, 03.XII.1998, P. Boyer leg. PB; 1 male: La Virgen, 3250m, 14.I.2004, M. Bollino and F. Vitale leg., MB.

ETYMOLOGY: *citra* – lemon. This subspecies is called after of the locality of El Limón, near its type locality.

REMARKS: The nominate *A. zsolti* was described from the Podocarpus National Park, whereas *A. zsolti citra* occurs further North along the Morona-Santiago – Azuay border East of the locality of Gualaceo. It flies in the lower paramo at 3200-3400 metres asl. alongside much more common *A. perita perita* and *A. flavopunctata nucea* Pyrcz & Viloría, the latter is being however more abundant at slightly higher elevations in the open *Stipa ichu* grassland.

Pedaliodes kruegeri belmira **Pyrz & Rodríguez*** n. ssp., n. comb. (Figs. 7, 8, 16)

*Gabriel Rodríguez, Apartado Aéreo 80771, Envigado, Antioquia, Colombia

Pedaliodes paeonides (Hewitson) var. *flavopunctata* Krüger, 1924: 28, name preoccupied by *P. albopunctata* var. *flavopunctata* Staudinger, 1894.

Altopedaliodes flavopunctata (Krüger); Adams, 1986: 247, figs. 1 (male genitalia) 22 (adult).

Altopedaliodes kruegeri Pyrcz, 1999: 225.

DESCRIPTION: Male (Fig. 7): Head, thorax and abdomen as in nominotypical subspecies (Fig. 9). Wings: FW (length: 22,5-23,5mm, mean: 23mm, n=5) smaller than nominotypical (length: 26,5-27,5mm, mean: 27mm, n=25). FWD and HWD uniform dark brown, lighter than blackish-brown of nominotypical. FWV and HWV similar to nominotypical but slightly lighter brown. HW submarginal yellow dots barely noticeable.

Male genitalia (Fig. 16): As illustrated.

Female (Fig. 8): FW (length: 22,5-23mm; mean: 22,8mm; n=5); fringes alternately white and dark brown. HW rounded; fringes brown. FWD and HWD greyish brown, lighter than in the male. FWV dull greyish brown; diffused white postdiscal costal streak; subapical and apical area dusted with whitish scales; a row of three submarginal white dots. HWV greyish brown; diffused white postdiscal band from costa to vein Cu₂; anal area dusted with whitish scales; row of five submarginal white dots.

TYPES: Holotype (male): Colombia, Antioquia, Páramo de Belmira, 3000-3200m, 09.X.2002, G. Rodríguez *leg.*, TWP. Allotype (female): Páramo de Belmira, Antioquia, 3200m, 16.IX.2001, 3200m, G. Rodríguez *leg.*, GR. Paratypes (19 males and 4 females): 1 male, same locality and collector, 3200m, 16.IX.2001, GR; 15 males, same locality and collector, 3100m, 09.I.2002, 3100m, GR; 3 males: same locality and collector, 3000-3200m, 09.I.2002, TWP; 1 female, same locality and collector, 3100m, 09.I.2002, TWP; 3 females, same locality and collector, 09/01/02, 3100m, GR.

ETYMOLOGY: This subspecies is named after its type locality, the Páramo de Belmira.

REMARKS: This species is transferred herein to the genus *Pedaliodes*. Its wing shape (short forewing, rounded hindwing) and particularly male genitalia are typical of *Pedaliodes sensu stricto* and do not agree with the generic diagnosis of *Altopedaliodes* (Viloria, Ph.D.) by having a deep saccus, prominent dorsal process on the valva, and long, asymmetrical and contorted aedeagus.

This species was originally described by E. Krüger (1924) as *Pedaliodes paeonides* var. *flavopunctata*, raised later to the specific rank and transferred to the genus *Altopedaliodes* by Adams (1986). Pyrcz (1999) pointed out that *P. paeonidaes* var. *flavopunctata* is a junior homonym of *Pedaliodes albopunctata* var. *flavopunctata* Staudinger (1894) and he proposed

a replacement name *Altopedaliodes kruegeri*. *P. kruegeri kruegeri* occurs in the Volcano Puracé massif in the Colombian Central Cordillera in Huila and Cauca. It was later discovered by this author in northern Ecuador, in the valley of Papallacta east of Quito. The population from Papallacta only marginally differs from the one found in the type locality, to an extent not justifying the identification of yet another subspecies. However, the population found in Antioquia is markedly different, which reflects most of all in much smaller size, lighter colour on both upper and underside and more uniform pattern of the HWV. The type locality, Páramo de Belmira is the highest elevation of the northern part of the Central Cordillera in the department of Antioquia, and the only one high enough to support paramo vegetation with typical *ichu* bunch grasses and *Espeletia* composites. It is well isolated by an area of lower mountains from larger units of paramo situated more than 100km further south in the Caldas department. It is therefore the only area in Antioquia to support an oreala fauna of butterflies.

The female of *Altopedaliodes kurti* Pyrcz & Vilorio (Fig. 12)

Altopedaliodes kurti Pyrcz & Vilorio, 1999: 119, figs. 1 (adult), 24 (genitalia).

DESCRIPTION: Sexual dimorphism little marked. The female FW (length: 21,5mm) same size as the male (Fig. 11). FWD and HWD uniform chestnut, glossy, lighter than the greyish brown of the male. FWV pattern similar but lighter, chestnut. HWV pattern similar, but lighter, with the milky white diffused postdiscal line running from M2 to Cu2, liberally dusted with delicate greyish pattern and a somewhat darker chestnut suffusion in the postdiscal area.

REMARKS: *Altopedaliodes kurti* was described based on a single male specimen collected by the British Ornithologist Expedition "Parrots in Peril" on the Cerro Toledo above Yangana in the Podocarpus National Park. Later, this species was also found some 50kms southwards in the Cordillera de Lagunillas. Several males were collected perfectly matching the descriptive type, thus confirming the validity of this species. It appears that *A. kurti* occurs in open paramo grassland from 3200 metres asl. up, being more common on windy, westerly slopes at 3400-3600 metres asl. It occurs alongside *Lymanopoda ichu* Pyrcz, Willmott & Hall and an undescribed subspecies of *Punapedaliodes flavopunctata* (Staudinger).

DISCUSSION

FORSTER (1964) described as many as 43 new genera of Neotropical Satyrinae. He divided, among others, the most speciose worldwide genus of this subfamily, *Pedaliodes* BUTLER (1867), into 13 smaller entities based primarily on the structure of male genitalia,

with an emphasis on the shape of the aedeagus. Some authors, including HAYWARD (1967), DE VRIES (1987) and D'ABRERA (1988), completely disregarded his ambitious attempt to reorganise the systematics of this complex group of Andean butterflies. Others, ADAMS & BERNARD (1977, 1979 and 1981) and ADAMS (1986), tried to cope with the "forsterian revolution". They revised and retained the validity of several genera introduced by FORSTER, synonymised others, and even raised new pedalioidine genera of their own (*Paramo*, *Dangond* and *Redonda*). PYRCZ (1999) and PYRCZ & VILORIA (1999) concurred with the modifications made by their predecessors but did not discuss in details the generic taxonomy of the *Pedaliodes* complex. VILORIA (Ph.D.) carried out a cladistic analysis of this section of the tribe Pronophilini and demonstrated the monophyly of *Pedaliodes sensu lato*. He also confirmed the monophyly of some of the forsterian genera, pointing out however that simple diagnostic characters of others could well be homoplasies (VILORIA, *op. cit.*). Particularly, the genus *Pedaliodes sensu FORSTER* (1964) appeared an assemblage of all the species that do not present any highly distinctive characters of the aedeagus but not necessarily monophyletic.

According to VILORIA (*op. cit.*) the adults of *Altopedaliodes* can be recognised by small to medium size, no marked sexual dimorphism, antennal club formed gradually, narrow forewings, wing margins rounded and smooth, rounded apex, and androconial patches present on forewing upperside. Male genitalia of *Altopedaliodes* are characterised by small saccus, moderately long aedeagus, straight or slightly curved dorsoventrally, only slightly laterally asymmetrical, never contorted, sub-rectangular valvae, dorsally slightly serrate, with rudimentary or absent ampullar process in subapical position. The characters that according to VILORIA (*op. cit.*) define *Altopedaliodes* prove mostly quantitative and some are inconsistent. Small androconial patch on male forewing upperside is a putative apomorphy of *Altopedaliodes*. However, specialised androconial scales however lack in *Altopedaliodes kurti* PYRCZ & VILORIA (1999). The aedeagus of *A. zsolti* is long and arched as in some *Panyapedaliodes* and *Parapedaliodes sensu FORSTER* (1964). On the other hand in some *Panyapedaliodes* it is nearly as short and straight in as in *Altopedaliodes*. Valvae with a serrate dorsum and rudimentary process on the ampulla are present in *Altopedaliodes*, *Panyapedaliodes* as well as in many *Pedaliodes sensu stricto*. Elongate wings and small size of *Altopedaliodes* are certainly convergent adaptations to high elevation habitats characterised by harsh climate as in other oreol pronophilines (*Lymanopoda* and *Manerebia*). PYRCZ (in prep.) has recently discovered in northern Peru a small forest-paramo ecotone species externally similar to *Altopedaliodes*, whose genitalia are characterised by the absence of subuncus, the primary character defining north Andean

oreal genera *Paramo* and *Redonda*. The cladograms constructed by VILORIA (*op. cit.*) base exclusively on adult male morphology, with heavy bias on simple genitalic structures, whose interpretation from the phyletical point of view is difficult and can be highly subjective. A thorough revision of *Altopedaliodes* is required with the use of far more characters, including early stages morphology and chaetotaxy, female genitalic morphology and molecular data. Until then, despite the expressed above doubts, I retain the validity of the genus *Altopedaliodes* and follow the systematic arrangement as proposed by VILORIA (*op. cit.*).

Altopedaliodes included originally five species: *A. tena* (Hewitson), *A. reissi* (Weymer), *A. perita* (Hewitson), *A. nebris* (Thieme) and *A. pasicles* (Hewitson), the latter actually a subspecies of *A. tena*. PYRCZ & VILORIA (1999) described further species: *Altopedaliodes zsolti* and *Altopedaliodes kurti*. The complete catalogue of *Altopedaliodes* comprises also *A. kruegeri* PYRCZ (1999), the described herein *A. halli*, as well as *A. cocytia* (C. & R. Felder), considered by ADAMS (1986) as *Punapedaliodes*, transferred by PYRCZ & VILORIA (in press) to *Altopedaliodes* and another related species restricted to the El Tamá range on the Venezuela - Colombia border (PYRCZ & VILORIA, in press).

The genus *Punapedaliodes* FORSTER (1964) was synonymised with *Altopedaliodes* by LAMAS [1997]. However, VILORIA (Ph.D.) disagreed pointing out its very distinctive genitalia, especially the low-domed, almost flat tegumen, deep saccus longer than tegumen, and especially the asymmetrical and slightly contorted, laterally compressed at base, large and broad aedeagus membranous at distal extremity, with apical aggregation of multiple tiny spines. *Punapedaliodes* is characterised by the lack of FWD specialised androconial scales but this is not an exclusive feature, also shared by *Altopedaliodes kurti*.

ACKNOWLEDGEMENTS

The author would like to express his gratitude to following persons who contributed in various stages of the production of this paper (in alphabetical order): Phil Ackery (London), Stéphane Attal (Paris), Maurizio Bollino (Lecce), Pierre Boyer (Le Puy Sainte Réparate), Rafał Garlacz (Kraków), Matthias Nuss (Dresden), Giovanni Onore (Quito), Angel Viloría (Caracas), Keith Willmott (Gainesville) and Janusz Wojtusiak (Kraków). The authorizations to carry out fieldwork in the National Parks of Ecuador were issued by the Ministerio de Medio Ambiente of Ecuador. This paper is published as a part of the project "Zoogeography of Ecuadorian cloud forest butterflies" supported by an investigation grant of the Polish Committee for Scientific Research (KBN) 2002 within the scheme of a scientific co-operation agreement between the Jagiellonian University and the Pontificia Universidad Católica in Quito.

REFERENCES

- ADAMS, M. J., 1985. Speciation in the Pronophilina Butterflies (Satyridae) of the Northern Andes. *Journal of Research on the Lepidoptera*, 1985, Supplement No.1: 33-49.
- ADAMS, M. J., 1986. Pronophilina butterflies (Satyridae) of the three Andean Cordilleras of Colombia. *Zoological Journal of the Linnean Society*, 87: 235-320.
- ADAMS, M. J. & Bernard, G. L., 1981. Pronophilina butterflies (Satyridae) of the Cordillera de Mérida, Venezuela. *Zoological Journal of the Linnean Society*, 71: 343-372.
- BUTLER, A. G. 1867. Description of a new genus and species of American Satyridae from the collection of Mr. H. W. Bates. *Annals and Magazine of Natural History*, (3) 20 (120): 404-405, pl. 9, fig. 1.
- D'ABRERA, B., 1988. Butterflies of the Neotropical Region, part V, Nymphalidae (Concl.) & Satyridae. pp. 680-887, colour plates throughout. Hill House, Victoria, Australia.
- DESCIMON, H. 1986. Origins of lepidopteran faunas in the high Tropical Andes. *In: Monasterio, M. & F. Vuilleumier. (Eds.): High altitude Tropical biogeography*. Oxford: Oxford University Press, pp. 500-532.
- FORSTER, W., 1964. Beiträge zur Kenntnis der Insektenfauna Boliviens XIX. Lepidoptera III. Satyridae. *Veröffentlichungen der Zoologischen Staatssammlung München*, 8: 51-188, pls. 27-35.
- HAYWARD, K. J., 1967. Tres satíridos neotropicales nuevos (Lep. Rhop. Satyridae). *Acta Zoologica Lilloana*, 21: 19-24, 3 figs.
- LAMAS, G., [1997]. Diez notas sinonímicas sobre Satyrinae neotropicales, con la descripción de dos subespecies nuevas de Perú y Ecuador (Lepidoptera; Nymphalidae). *Revista Peruana de Entomología*, 39: 49-54.
- MILLER, L. D., 1968. The higher classification, phylogeny and zoogeography of the Satyridae (Lepidoptera). *Memoirs of the American Entomological Society*, 24: 1-174.
- PODBIELKOWSKI, Z., 1987. *Fitogeografia czêœci Êwiata, tom 2, Ameryka, Australia, Oceania, Antarktyda*. PWN Warszawa, 236 pp.
- PYRCZ, T. W., 1999. The E. Krüger collection of pronophilina butterflies, Part I: Genera: *Atopedaliodes* to *Lymanopoda* (Lepidoptera: Nymphalidae: Satyrinae), *Lambillionea*, 99(2): 221- 240.
- PYRCZ, T. W. (unpublished). Analiza zoogeograficzna i taxonomiczna rodzaju *Lymanopoda* Westwood, Zoological Museum of the Jagiellonian University, Ph.D. Thesis, 2000.
- PYRCZ, T. W. & VILORIA, A. L., 1999. Contributions to the knowledge of Ecuadorian Pronophilini, Part 1, New pedalioidines. *Genus*, 10(1): 117-150.
- PYRCZ, T. W. & VILORIA, A. (in press). Cloud-forest satyrine butterflies in the Sierra El Tamá, Venezuela – Colombia border. *Tropical Lepidoptera*.
- PYRCZ, T. W. & WOJTUSIAK, J., 2002. The vertical distribution of pronophilina butterflies (Nymphalidae, Satyrinae) along an elevational transect in Monte Zerpa (Cordillera de Mérida, Venezuela) with remarks on their diversity and parapatric distribution. *Global Ecology & Biogeography*, 2002(11): 211-221.
- SALGADO-LABOURIAU, M. L., 1980. *El medio ambiente páramo - actas del seminario de Mérida, Venezuela, 5 a 12 de Noviembre de 1979*. Ediciones Centro de Estudios Avanzados, Venezuela.
- SHAPIRO, A. M. 1994. Why are there so few butterflies in the high Andes?. *Journal of Research on the Lepidoptera*, 31: 35-56.
- STAUDINGER, O., 1894. Hochandine Lepidopteren. *Deutsche Entomologische Zeitschrift "Iris"*, 7(1): 43-100, pls. 1-2.

VEILLON, J-P., 1989. *Los bosques naturales de Venezuela, Parte I: El medio ambiente*. Instituto de Silvicultura, Universidad de los Andes. 118 pp.

VILORIA, A. L., (unpublished) Studies on the systematics and biogeography of some montane satyrid butterflies (Lepidoptera), Ph.D. dissertation, University of London, 1998.

VILORIA, A. L. & PYRCZ T. W. 2001. Revalidación y revisión de *Steromapedaliodes* Forster, con descripción de dos especies nuevas (Lepidoptera: Nymphalidae, Satyrinae). *Anartia*. 15: 1-22




Plate 1. Adults (dorsum/venter)

- Fig. 1 *Altopedaliodes perita sorda* holotype male
- Fig. 2 *Altopedaliodes perita sorda* allotype female
- Fig. 3 *Altopedaliodes perita perita* male
- Fig. 4 *Altopedaliodes perita perita* female
- Fig. 5 *Altopedaliodes zsoldi citra* holotype male
- Fig. 6 *Altopedaliodes zsoldi zsoldi* male




Plate 2. Adults (dorsum, venter)

- Fig. 7 *Pedaliodes kruegeri belmira* paratype male
 Fig. 8 *Pedaliodes kruegeri belmira* allotype female
 Fig. 9 *Pedaliodes kruegeri kruegeri* male
 Fig. 10 *Altopedaliodes halli* paratype male
 Fig. 11 *Altopedaliodes kurti* male
 Fig. 12 *Altopedaliodes kurti* female

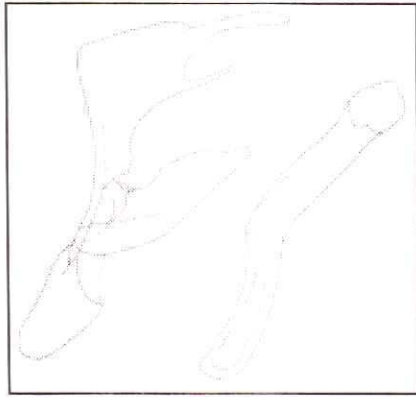


Fig. 13. *Altopedaliodes halli* male genitalia

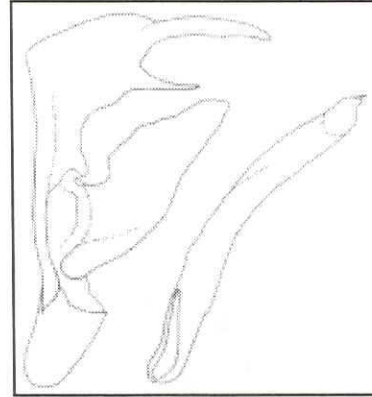


Fig. 14. *Altopedaliodes perita sorda* male genitalia




Fig. 15. *Altopedaliodes zsolti citra*




Fig. 16. *Pedaliodes kruegeri belmira* male genitalia

